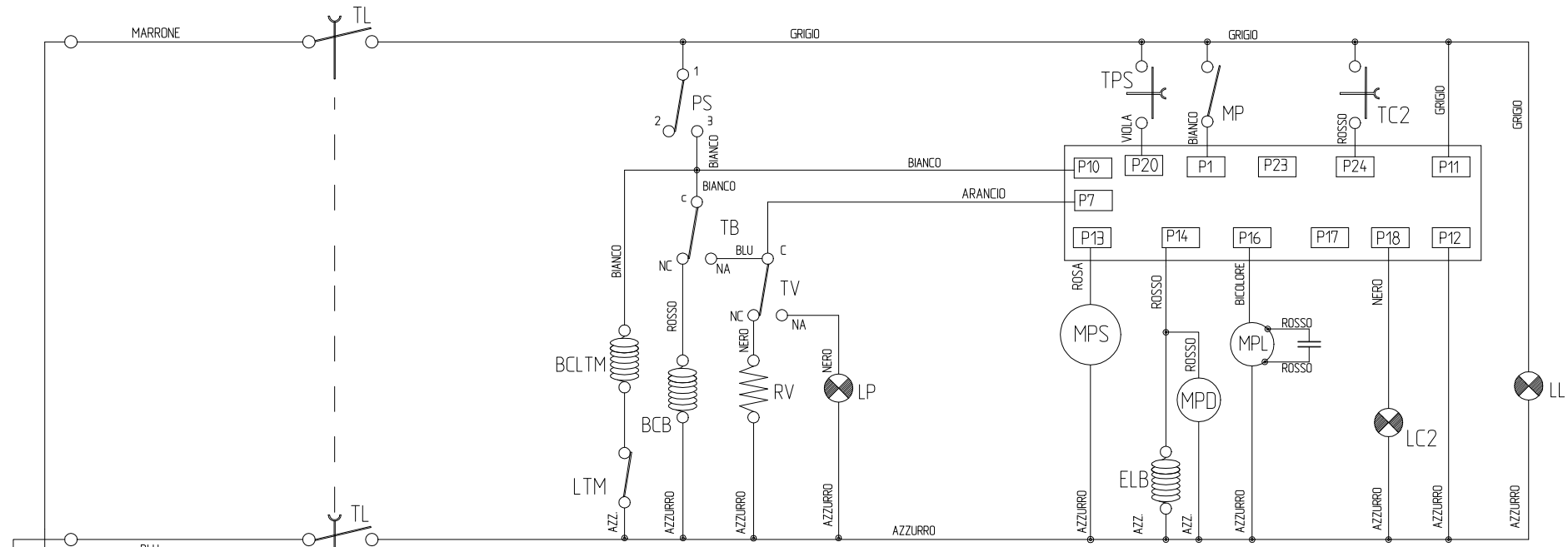

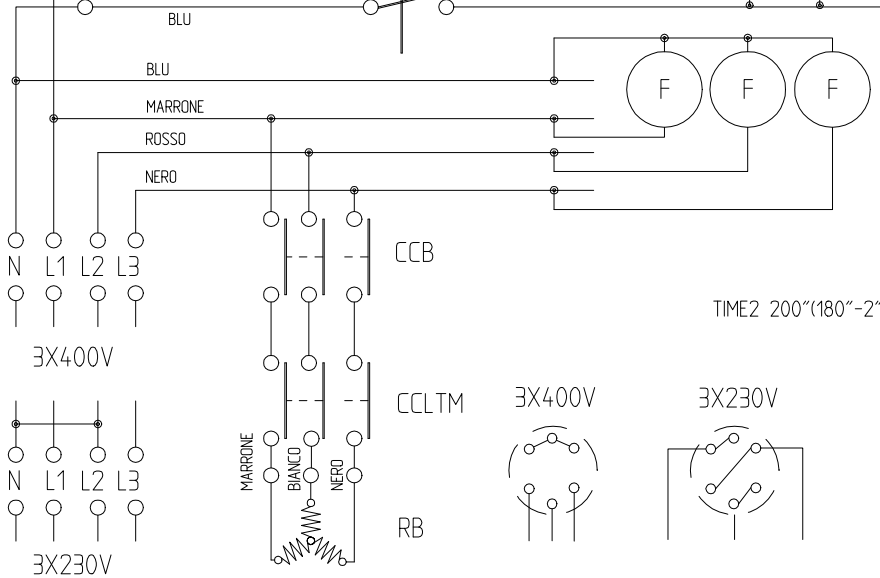

TIME2 200"(180"-2"-18")

COLORS	
MARRONE	BROWN
ROSA	PINK
ROSSO	RED
BLU	BLUE
AZZURRO	LIGHT BLUE
BICOLORE	BICOLOR
BIANCO	WHITE
GRIGIO	GREY
NERO	BLAK
VIOLA	VIOLET
ARANCIONE	ORANGE

TL	TASTO LINEA	POWER PUSH-BUTTON
CCB	CONTATTI CONTATTORE BOILER	BOILER CONTACTOR'S CONTACTS
CCLTM	CONTATTI CONTATTORE LTM	THERMIC DEVICE CONTACTOR'S CONTACTS
RB	RESISTENZA BOILER	BOILER HEATING ELEMENT
F	FILTRO ANTIDISTURBO RADIO	RADIO NOISE FILTER
BCLTM	BOBINA CONTATTI LTM	THERMIC DEVICE CONTACTOR'S COIL
LTM	LIMITATORE TERMICO	THERMIC DEVICE
PS	PRESSOSTATO	PRESSOSTAT
TB	TERMOSTATO BOILER	BOILER THERMOSTAT
BCB	BOBINA CONTATTORE BILER	BOILER CONTACTOR'S COIL
TV	TERMOSTATO VASCA	TANK THERMOSTAT
RV	RESISTENZA VASCA	TANK HEATING ELEMENT
LP	SPIA MACCHINA PRONTA	PILOT LIGHT MACHINE READY
TPS	TASTO POMPA SCARICO	PUSH-BUTTON DRAIN PUMP
MPS	MOTOPOMPA SCARICO	MOTOR DRAIN PUMP
MPD	MOTORINO POMPA DETERGENTE	MOTOR DETERGENT PUMP
MP	MICROINTERRUTTORE PORTA	DOOR MICRO SWITCH
ELB	ELETTROVALVOLA BOILER	BOILER SOLENOID VALVE
TC2	TASTO TEMPO 2	PUSH-BUTTON TIME 2
MPL	MOTOPOMPA LAVAGGIO	WASH MOTOR PUMP
LC2	SPIA TEMPO 2	PILOT LIGHT TIME 2
LL	SPIA LINEA	PILOT LIGHT LINE

THE ELECTRICAL DIAGRAM IS REPRESENTED BY FULLY OPTIONALS EQIPPED.

Lo schema rappresenta la macchina nella sua versione piú complessa sui modelli derivati piú semplici mancheranno alcuni componenti con le relative connessioni.

THERMOSTOP ATTIVO THERMOSTOP ACTIVE

ECO 50 TRIFASE

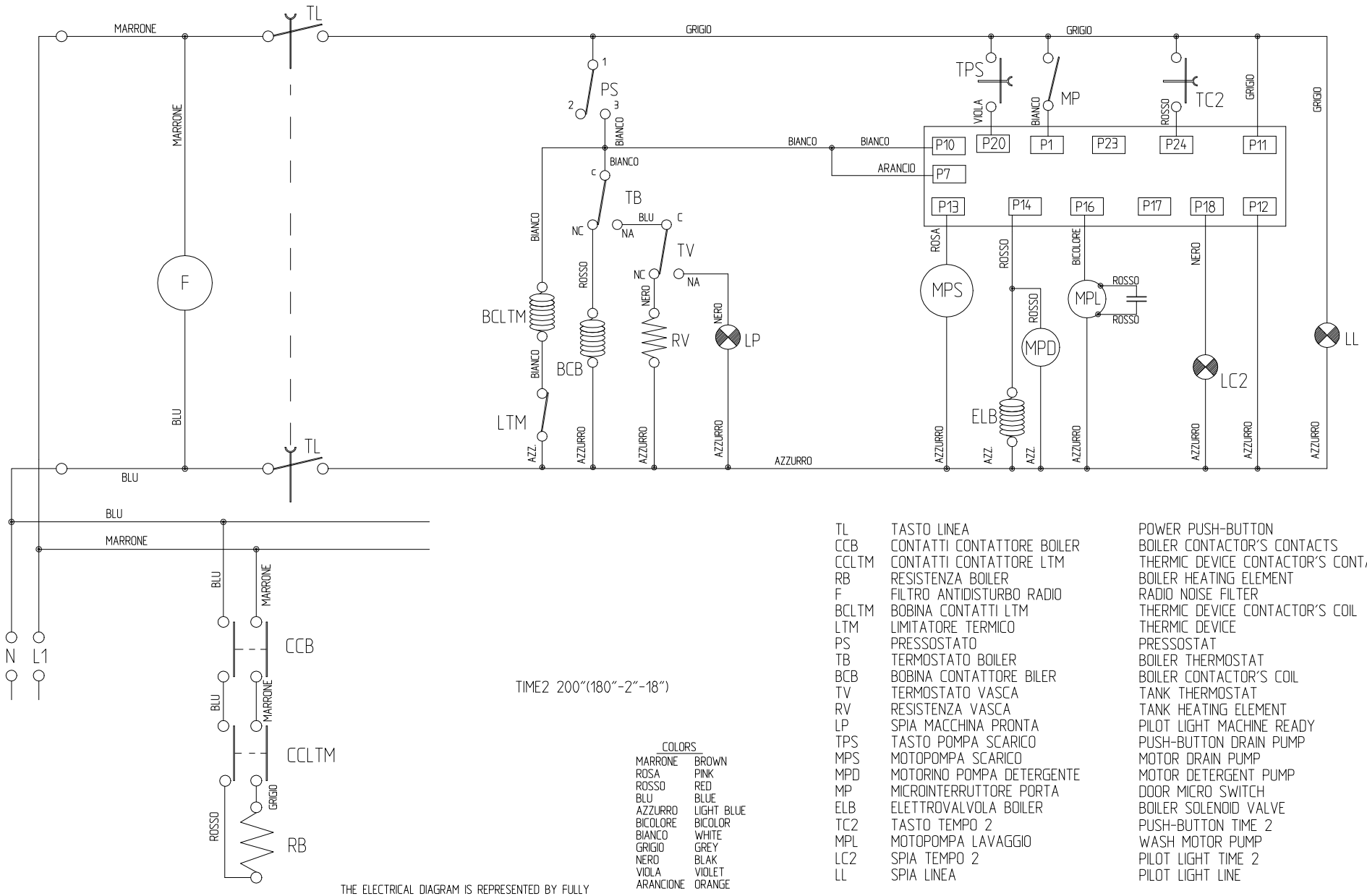

TIME2 200"(180"-2"-18")

COLORS	
MARRONE	BROWN
ROSA	PINK
ROSSO	RED
BLU	BLUE
AZZURRO	LIGHT BLUE
BICOLORE	BICOLOR
BIANCO	WHITE
GRIGIO	GREY
NERO	BLAK
VIOLA	VIOLET
ARANCIONE	ORANGE

TL	TASTO LINEA	POWER PUSH-BUTTON
CCB	CONTATTI CONTATTORE BOILER	BOILER CONTACTOR'S CONTACTS
CCLTM	CONTATTI CONTATTORE LTM	THERMIC DEVICE CONTACTOR'S CONTACTS
RB	RESISTENZA BOILER	BOILER HEATING ELEMENT
F	FILTRO ANTIDISTURBO RADIO	RADIO NOISE FILTER
BCLTM	BOBINA CONTATTI LTM	THERMIC DEVICE CONTACTOR'S COIL
LTM	LIMITATORE TERMICO	THERMIC DEVICE
PS	PRESSOSTATO	PRESSOSTAT
TB	TERMOSTATO BOILER	BOILER THERMOSTAT
BCB	BOBINA CONTATTORE BILER	BOILER CONTACTOR'S COIL
TV	TERMOSTATO VASCA	TANK THERMOSTAT
RV	RESISTENZA VASCA	TANK HEATING ELEMENT
LP	SPIA MACCHINA PRONTA	PILOT LIGHT MACHINE READY
TPS	TASTO POMPA SCARICO	PUSH-BUTTON DRAIN PUMP
MPS	MOTOPOMPA SCARICO	MOTOR DRAIN PUMP
MPD	MOTORINO POMPA DETERGENTE	MOTOR DETERGENT PUMP
MP	MICROINTERRUTTORE PORTA	DOOR MICRO SWITCH
ELB	ELETTROVALVOLA BOILER	BOILER SOLENOID VALVE
TC2	TASTO TEMPO 2	PUSH-BUTTON TIME 2
MPL	MOTOPOMPA LAVAGGIO	WASH MOTOR PUMP
LC2	SPIA TEMPO 2	PILOT LIGHT TIME 2
LL	SPIA LINEA	PILOT LIGHT LINE

THE ELECTRICAL DIAGRAM IS REPRESENTED BY FULLY OPTIONALS EQIPPED.

Lo schema rappresenta la macchina nella sua versione piú complessa sui modelli derivati piú semplici mancheranno alcuni componenti con le relative connessioni.

THERMOSTOP NON COLLEGATO THERMOSTOP DISCONNECTED

ECO 50

NL-50
(1 Tiempo)



adler 2012
MAQUINARIA DE HOSTELERÍA

NL-50
(2 Tiempos)



adler 2012
MAQUINARIA DE HOSTELERÍA